

**E-Learning Support Service**

**Esafety Parents Presentation**

Whitobrk Road, Blackburn, Lancashire, BB1 3HY  
 T: 01254 62815 F: 01254 679071 E: katie.john@intack.blackburn.sch.uk W: www.intackofmaryschool.co.uk  
 E-Learning Support Service Manager: Miss K Jehn - M: 07971 447604  
 Headteacher: Mrs R Gafney

**Contact**



- ♥ Online friends
- 🔒 Privacy settings
- ⚠ Grooming
- ⚡ Cyberbullying
- 🗣 Tell someone they trust!

**Breck Bednar murder:**




Scale of child abuse images online is 'shocking', says NSPCC

<https://www.youtube.com/watch?v=kwcl-VP3FYc>

**Risks for our children and young people?**

**Conduct**




Anzac Day terror plot: Blackburn teenager admits inciting attack

- 👤 Digital footprints
- 🕒 Respect and manners
- 👁 Who can view their content?
- 👤 Keep their personal information safe
- 🗣 Reporting


[https://www.youtube.com/watch?v=sch\\_WMid6go](https://www.youtube.com/watch?v=sch_WMid6go)

**Content**

Manchester girl, 16, pleads guilty to terror charges



- 18 Adult content
- 👤 Hurtful and harmful content
- ❓ Reliable information
- ⬇ Illegal downloading



© and The 18+ V-STRIP Club - Part 3

**What can you do to help your child stay safe?**

Children	Parents
<ul style="list-style-type: none"> <li>• Share what you are doing with your parents.</li> <li>• Think about the information you put online, it could affect your life later on.</li> <li>• Think before you click.</li> <li>• Consider how you speak to people online.</li> <li>• Set privacy settings.</li> <li>• Delete any friends you don't know.</li> <li>• Never use a webcam or video chat when talking online unless your parents say you can.</li> <li>• Keep evidence</li> <li>• Do not meet people you met online unless you go with a trusted adult</li> </ul>	<ul style="list-style-type: none"> <li>• Ask children to show you what they are doing.</li> <li>• Find out what your children are sharing online.</li> <li>• Ask about their online friends and how they know them.</li> <li>• Set family friendly controls</li> <li>• Check your own privacy settings</li> <li>• Be a role model</li> </ul>

## Protect your child...

Look up your non Windows device to see if any parental tools are available.  
<http://www.sipbench.eu/>

Check out the information sheets in the Safer Internet Centre  
<http://www.saferinternet.org.uk/advice-and-resources/parents-and-carers/parental-controls>

Setting parental controls on an ipad  
<https://support.apple.com/en-gb/HT201304>

Microsoft Windows parental controls  
<http://windows.microsoft.com/en-us/windows/set-parental-controls#1TC=windows-7>

Online digital parenting magazine  
<http://asp.gb.secure-zone.net/v2/index.jsp?id=1134/2660/5747&lng=en>

## If you don't know, find out...

[www.thinkyouknow.co.uk](http://www.thinkyouknow.co.uk)

<http://www.childnet.com/>

<http://parentzone.org.uk/parent-info>

Net Aware app guide - <http://www.net-aware.org.uk/>

<http://www.nspcc.org.uk/shareaware>

<http://www.saferinternet.org.uk/>

<http://www.youtube.com/ceop>

<http://www.bullying.co.uk/>

<http://www.vodafone.com/content/parents.html>

[www.internetmatters.org](http://www.internetmatters.org)